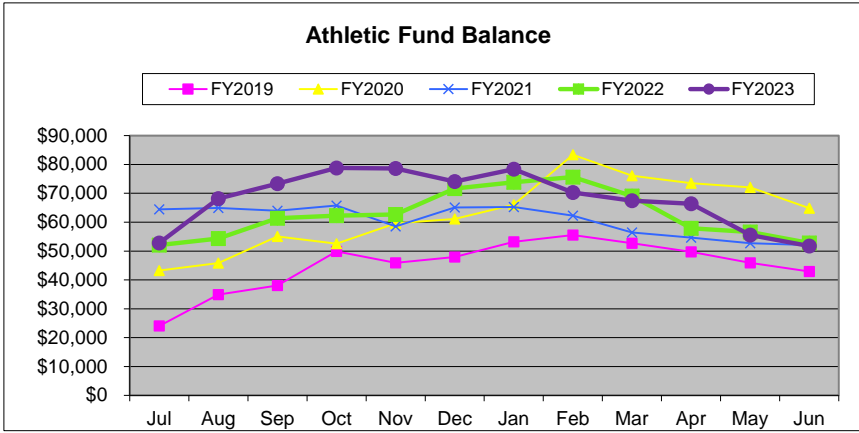
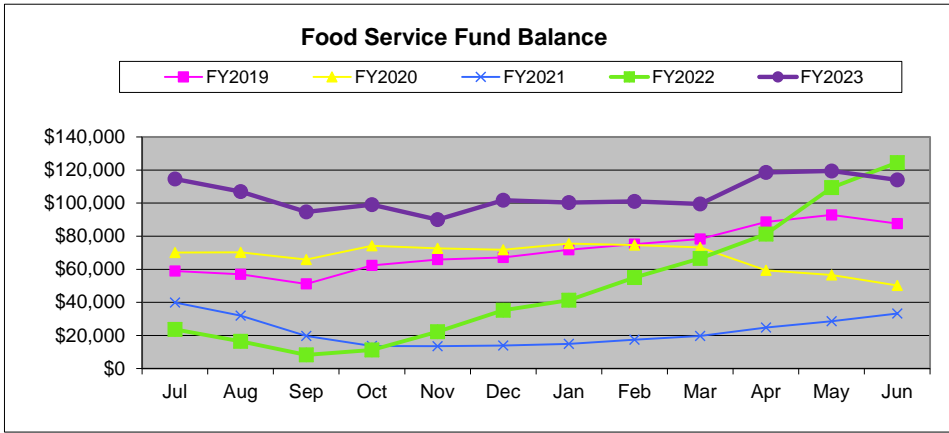


### Lucas Local Schools

Monthly Finance Report  
For the period ending: JUNE\_2023



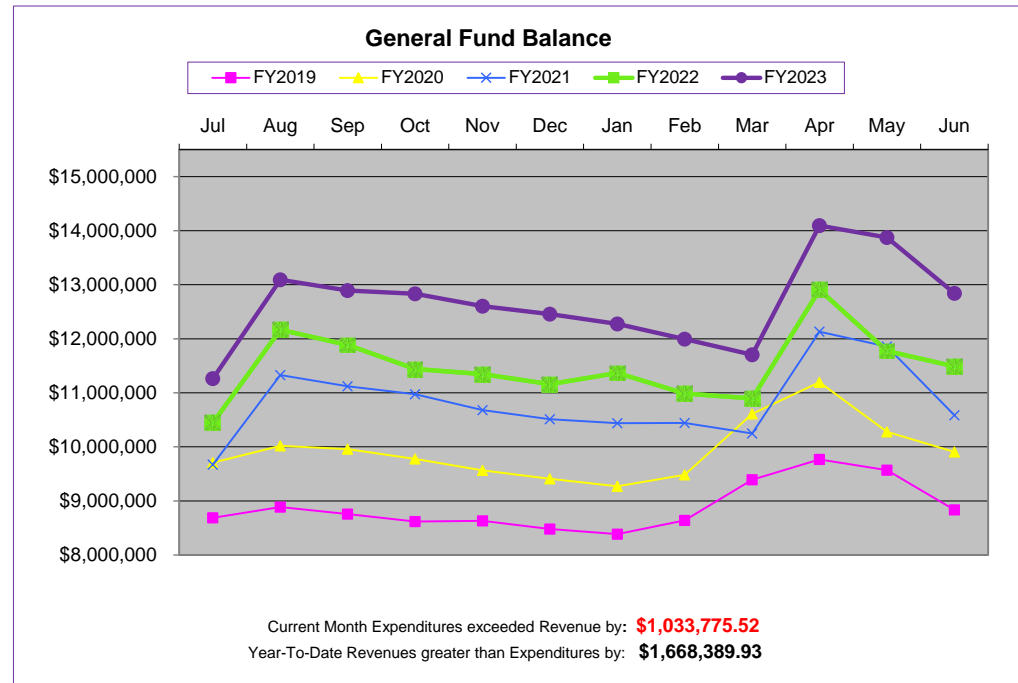
PERMANENT IMPROVEMENT FUND (003):                   \$ 668,240.64  
 CAPITAL PROJECTS FUND (070):                         \$3,176,522.40  
 Expenditures Current Month:

Total       \$           -

Open Purchase Orders:

Total       \$           -

**Amount Available for Projects:       \$ 3,844,763.04**



General Fund Information:  
 Ending cash balance as of June 30, 2023:       \$12,842,149 Actual (updated 6/30/2023)  
 Forecasted Ending cash balance June 30, 2024:   \$14,233,181 updated 05/16/2023  
 Forecasted Ending cash balance June 30, 2025:   \$15,501,431 updated 05/16/2023  
 Forecasted Ending cash balance June 30, 2026:   \$16,409,896 updated 05/16/2023  
 Forecasted Ending cash balance June 30, 2027:   \$17,196,834 updated 05/16/2023

Gross Depository Balances:

Richland Bank General	\$148,000.00
Richland Bank Sweep	\$789,173.89
Richland Bank Payment	\$2,553.43
Richland Bank MM Savings	\$136,807.00
Star Ohio	\$12,418,052.69
Richland Bank Athletic	\$1,286.50

Total Depository Balances (Gross) \$13,495,873.51

Adjustments to Bank Balance:

Cash in Transit to Bank	\$14.47
Outstanding Checks	(\$76,480.55)
Adjustments:	
Athletic Checking	(\$1,286.50)
Unreconciled Difference	\$163.78

Total Adjustments to Bank Balance (\$77,588.80)

Investments:

Treasury Bonds and Notes	\$0.00
Certificate of Deposits	\$0.00
Other Securities	\$0.00
Other Investments:	
Richland Bank Investments (Cost Basis)	\$4,025,324.92

Total Investments \$4,025,324.92

Cash on Hand:

Petty Cash:	
Change Cash:	
BOARD,ELEM, MS,HS,ST ACT OFFICE	\$350.00
CHANGE FUND	
ATHLETICS CHANGE FUND	\$1,200.00
Cash with Fiscal Agent	\$0.00

Total Cash on Hand \$1,550.00

Total Balances \$17,445,159.63

Total Fund Balance \$17,445,159.63

Depository Clearance Accounts:

Total Clearance Account Balances \$0.00

  
Treasurer

## LUCAS LOCAL SCHOOL DISTRICT

### Cash Summary Report

FUND/SCC	Description	Initial Cash	MTD Received	FYTD Received	MTD Expended	FYTD Expended	Fund Balance	Encumbrance	Unencumbered Balance
001-0000	GENERAL FUND	\$ 11,404,321.97	\$ 446,453.67	\$ 8,772,383.24	\$ 1,479,184.75	\$ 7,334,555.79	\$ 12,842,149.42	\$ 123,205.29	\$ 12,718,944.13
001-9003	ECONOMIC DISADVANTAGED	66,687.08	0.00	0.00	1,044.44	11,163.54	55,523.54	0.00	55,523.54
001-9023	GENERAL	0.00	0.00	0.00	0.00	0.00	0.00	0.00	0.00
001-9300	CASINO REVENUES SET ASIDE	16,025.10	0.00	33,106.63	0.00	13,242.45	35,889.28	0.00	35,889.28
003-9096	PERMANENT IMPROVEMENT	1,018,602.64	0.00	0.00	0.00	350,362.00	668,240.64	0.00	668,240.64
006-0000	FOOD SERVICES FUND	124,502.29	14,439.89	221,164.92	19,911.20	231,679.34	113,987.87	0.00	113,987.87
007-9001	SPECIAL TRUST - ELEM FACULTY	654.32	2.99	27.22	0.00	0.00	681.54	0.00	681.54
007-9003	SPECIAL TRUST - M.S. & H.S. FACULTY	117.47	0.54	4.88	0.00	0.00	122.35	0.00	122.35
007-9004	Cathy Gilbert Memorial	1,890.54	8.63	78.65	0.00	0.00	1,969.19	0.00	1,969.19
007-9011	MICHAEL C. FANELLO MEMORIAL SCHOLARSHIP	19,451.80	84.27	783.91	0.00	1,000.00	19,235.71	0.00	19,235.71
008-9095	ENDOWMENT FUND	9,820.56	42.57	395.89	0.00	500.00	9,716.45	0.00	9,716.45
008-9096	Scholarship fund Shelby Cooper	0.00	0.00	3,000.00	0.00	3,000.00	0.00	0.00	0.00
008-9099	ENDOWMENT-CHRISTINE WYKA SCHOLARSHIP	32,490.90	146.01	1,339.00	0.00	500.00	33,329.90	0.00	33,329.90
008-9100	LSSF SCHOLARSHIP FUND	5,007.68	0.00	46.78	0.00	5,054.46	0.00	0.00	0.00
018-9001	PUBLIC SCHOOL SUPPORT FUND - ELEMENTARY	7,466.28	0.00	2,182.01	0.00	2,268.20	7,380.09	0.00	7,380.09
018-9002	PUBLIC SCHOOL SUPPORT FUND - MIDDLE SCHOOL	617.50	0.00	779.48	352.50	717.03	679.95	0.00	679.95
018-9003	PUBLIC SCHOOL SUPPORT FUND - HIGH SCHOOL	3,681.17	0.00	1,185.02	90.00	1,425.37	3,440.82	0.00	3,440.82
018-9004	SUPT/TREAS FLOWER/FUNDRSR	20.98	0.00	0.00	0.00	0.00	20.98	0.00	20.98
018-9023	PBIS - STUDENT/STAFF INITIATIVE	0.00	0.00	3,473.60	0.00	0.00	3,473.60	0.00	3,473.60
019-9105	PARK NATIONAL BANK TEACHER GRANT M. WARNER	250.00	0.00	0.00	0.00	153.00	97.00	0.00	97.00
019-9501	Academic Booster's Mini Grant	1,307.74	0.00	0.00	0.00	0.00	1,307.74	0.00	1,307.74
019-9700	LUCAS LOCAL SCHOOL SUSTAINING FUND	15,027.22	0.00	15,923.97	374.66	14,694.98	16,256.21	279.00	15,977.21
020-0000	FARM	2,248.16	0.00	0.00	0.00	0.00	2,248.16	0.00	2,248.16
070-9021	CAPITAL PROJECTS FUND	2,111,790.40	1,000,000.00	1,064,732.00	0.00	0.00	3,176,522.40	0.00	3,176,522.40
200-9001	DRAMA CLUB-ELEMENTARY	86.56	0.00	0.00	0.00	0.00	86.56	0.00	86.56
200-9002	DRAMA CLUB-MIDDLE SCHOOL	665.08	0.00	0.00	0.00	0.00	665.08	0.00	665.08
200-9015	CLASS OF 2015	1,070.40	0.00	0.00	0.00	0.00	1,070.40	0.00	1,070.40
200-9016	CLASS OF 2016	0.00	0.00	0.00	0.00	0.00	0.00	0.00	0.00
200-9017	CLASS OF 2017	887.97	0.00	0.00	0.00	0.00	887.97	0.00	887.97
200-9018	CLASS OF 2018	1,112.23	0.00	0.00	0.00	0.00	1,112.23	0.00	1,112.23
200-9019	CLASS OF 2019	869.73	0.00	0.00	0.00	0.00	869.73	0.00	869.73
200-9020	CLASS OF 2020	0.00	0.00	0.00	0.00	0.00	0.00	0.00	0.00
200-9021	CLASS OF 2021	351.22	0.00	0.00	0.00	0.00	351.22	0.00	351.22
200-9022	CLASS OF 2022	1,255.65	0.00	0.00	0.00	999.26	256.39	0.00	256.39

## LUCAS LOCAL SCHOOL DISTRICT

### Cash Summary Report

FUND/SCC	Description	Initial Cash	MTD Received	FYTD Received	MTD Expended	FYTD Expended	Fund Balance	Encumbrance	Unencumbered Balance
200-9023	CLASS OF 2023	\$ 1,976.04	\$ 0.00	\$ 860.00	\$ 808.00	\$ 2,545.30	\$ 290.74	\$ 0.00	\$ 290.74
200-9024	CLASS OF 2024	1,360.00	0.00	4,068.00	0.00	3,751.82	1,676.18	0.00	1,676.18
200-9025	CLASS OF 2025	520.00	0.00	1,565.00	0.00	0.00	2,085.00	0.00	2,085.00
200-9026	CLASS OF 2026	0.00	0.00	640.00	0.00	0.00	640.00	0.00	640.00
200-9125	FRENCH CLUB	1,151.71	0.00	0.00	0.00	0.00	1,151.71	0.00	1,151.71
200-9128	SPANISH CLUB	713.25	0.00	0.00	0.00	0.00	713.25	0.00	713.25
200-9144	DESTINATION IMAGINATION	64.16	0.00	0.00	0.00	0.00	64.16	0.00	64.16
200-9330	F F A	12,445.34	0.00	3,473.60	0.00	3,259.45	12,659.49	0.00	12,659.49
200-9440	MUSIC ACTIVITIES	10,986.02	0.00	0.00	0.00	10,986.02	0.00	0.00	0.00
200-9470	CHOIR	580.54	0.00	0.00	0.00	0.00	580.54	0.00	580.54
200-9611	ELEM STUDENT COUNCIL	2,340.59	0.00	564.91	435.05	825.91	2,079.59	0.00	2,079.59
200-9612	MIDDLE SCHOOL STUDENT COUNCIL	2,570.08	0.00	310.50	0.00	251.96	2,628.62	0.00	2,628.62
200-9613	HS STUDENT COUNCIL	3,714.64	0.00	1,570.75	0.00	1,325.52	3,959.87	0.00	3,959.87
200-9680	YEARBOOK	11,291.89	0.00	2,830.00	0.00	319.65	13,802.24	0.00	13,802.24
200-9690	NEWSPAPER	621.59	0.00	0.00	0.00	0.00	621.59	0.00	621.59
200-9710	LUCAS ACADEMIC HONOR SOCIETY	0.00	0.00	1,330.25	0.00	419.00	911.25	0.00	911.25
200-9810	LUCAS SCHOOLS PEP CLUB	632.60	0.00	0.00	0.00	48.45	584.15	0.00	584.15
300-9001	ELEM/MS LIBRARY	9,476.31	75.95	8,820.25	0.00	10,112.81	8,183.75	0.00	8,183.75
300-9003	HS LIBRARY	983.78	10.00	58.30	0.00	0.00	1,042.08	0.00	1,042.08
300-9440	BAND/MUSIC DIST MANAGED ACT ACCT	0.00	0.00	11,817.52	305.06	2,739.54	9,077.98	122.80	8,955.18
300-9500	ATHLETIC	52,824.59	800.00	70,331.33	4,579.03	71,413.34	51,742.58	4,588.48	47,154.10
300-9510	ATHLETICS - HS FOOTBALL	15,831.15	141.00	14,775.95	2,166.91	14,186.89	16,420.21	0.00	16,420.21
300-9511	ATHLETICS - MS FOOTBALL	87.67	0.00	0.00	0.00	0.00	87.67	0.00	87.67
300-9520	ATHLETICS - BOYS HS BASKETBALL	1,045.99	0.00	2,801.00	0.00	2,188.00	1,658.99	0.00	1,658.99
300-9521	ATHLETICS - BOYS MS BASKETBALL	98.61	0.00	0.00	0.00	0.00	98.61	0.00	98.61
300-9525	ATHLETICS - GIRLS HS BASKETBALL	436.68	50.00	2,122.50	540.00	1,912.50	646.68	0.00	646.68
300-9526	ATHLETICS - GIRLS MS BASKETBALL	52.44	0.00	0.00	0.00	0.00	52.44	0.00	52.44
300-9528	ATHLETICS - WRESTLING	3,900.11	0.00	0.00	0.00	0.00	3,900.11	0.00	3,900.11
300-9530	ATHLETICS - BASEBALL	2,246.63	0.00	1,400.00	0.00	2,018.59	1,628.04	0.00	1,628.04
300-9540	ATHLETICS - SOFTBALL	2,235.47	0.00	11,094.00	0.00	4,371.80	8,957.67	0.00	8,957.67
300-9550	ATHLETICS - HS VOLLEYBALL	1,168.97	143.00	4,994.00	540.00	5,037.64	1,125.33	0.00	1,125.33
300-9551	ATHLETICS - MS VOLLEYBALL	0.00	0.00	0.00	0.00	0.00	0.00	0.00	0.00
300-9553	ATHLETICS - HS CHEERLEADING	3,373.28	0.00	8,462.05	1,059.28	10,269.33	1,566.00	0.00	1,566.00
300-9554	ATHLETICS - MS CHEERLEADING	107.80	0.00	0.00	0.00	0.00	107.80	0.00	107.80
300-9560	ATHLETICS - HS CROSS	744.34	0.00	280.00	0.00	0.00	1,024.34	0.00	1,024.34

## LUCAS LOCAL SCHOOL DISTRICT

### Cash Summary Report

FUND/SCC	Description	Initial Cash	MTD Received	FYTD Received	MTD Expended	FYTD Expended	Fund Balance	Encumbrance	Unencumbered Balance
	COUNTRY								
300-9561	ATHLETICS - MS CROSS	\$ 220.11	\$ 0.00	\$ 0.00	\$ 0.00	\$ 0.00	\$ 220.11	\$ 0.00	\$ 220.11
	COUNTRY								
300-9570	ATHLETICS - HS TRACK & FIELD	2,224.86	0.00	1,119.00	66.07	521.09	2,822.77	0.00	2,822.77
300-9571	ATHLETICS - MS TRACK & FIELD	0.00	0.00	0.00	0.00	0.00	0.00	0.00	0.00
451-9021	eTech Ohio Connectivity Subsidy	0.00	0.00	0.00	0.00	0.00	0.00	0.00	0.00
451-9022	eTech Ohio Connectivity Subsidy	0.00	0.00	0.00	0.00	0.00	0.00	0.00	0.00
451-9023	DATA COMMUNICATION FUND	0.00	0.00	5,400.00	5,400.00	5,400.00	0.00	0.00	0.00
467-9020	Student Wellness and Success Fund FY20	0.00	0.00	0.00	0.00	0.00	0.00	0.00	0.00
467-9021	Student Wellness and Success Fund FY21	29,022.69	0.00	0.00	0.00	29,022.69	0.00	0.00	0.00
467-9022	Student Wellness and Success Fund FY21	0.00	0.00	0.00	0.00	0.00	0.00	0.00	0.00
499-9020	SCHOOL SAFETY GRANT	0.00	0.00	0.00	0.00	0.00	0.00	0.00	0.00
499-9021	SCHOOL SAFETY GRANT	0.00	0.00	0.00	0.00	0.00	0.00	0.00	0.00
499-9022	MISCELLANEOUS STATE GRANT FUND	0.00	0.00	0.00	0.00	0.00	0.00	0.00	0.00
499-9121	School Bus Purchase Program	0.00	0.00	0.00	0.00	0.00	0.00	0.00	0.00
507-9021	ESSER (Elem & Sec School Emergency Relief)	0.00	0.00	0.00	0.00	0.00	0.00	0.00	0.00
507-9022	ESSER II	0.00	52.26	8,223.85	0.00	8,223.85	0.00	0.00	0.00
507-9023	ESSER II	0.00	0.00	0.00	0.00	0.00	0.00	0.00	0.00
507-9122	ARP ESSER	0.00	0.00	10,918.43	0.00	10,918.43	0.00	0.00	0.00
507-9123	ARP ESSER	0.00	63,291.72	147,299.20	38,352.68	147,299.20	0.00	0.00	0.00
507-9223	ELEMENTARY AND SECONDARY SCHOOL EMERGENCY RELIEF FUND	0.00	0.00	0.00	0.00	0.00	0.00	0.00	0.00
508-9021	GEER (Governor's Emergency Education Relief)	0.00	0.00	0.00	0.00	0.00	0.00	0.00	0.00
510-9021	CRF (Coronavirus Relief Fund)	0.00	0.00	0.00	0.00	0.00	0.00	0.00	0.00
510-9121	BroadBand Ohio Connectivity Grant	0.00	0.00	0.00	0.00	0.00	0.00	0.00	0.00
510-9221	CRF Rich Cty Commisioners	0.00	0.00	0.00	0.00	0.00	0.00	0.00	0.00
516-9020	IDEA FY-2020	0.00	0.00	0.00	0.00	0.00	0.00	0.00	0.00
516-9021	IDEA FY-2021	0.00	0.00	0.00	0.00	0.00	0.00	0.00	0.00
516-9022	IDEA FY-2021	0.00	0.00	6,808.75	0.00	6,808.75	0.00	0.00	0.00
516-9023	IDEA B	0.00	5,538.57	101,854.73	(33.83)	101,854.73	0.00	0.00	0.00
572-9021	TITLE I FY-2021	0.00	0.00	0.00	0.00	0.00	0.00	0.00	0.00
572-9022	TITLE I FY-2021	0.00	0.00	10,261.50	0.00	10,261.50	0.00	0.00	0.00
572-9023	TITLE I	0.00	9,579.37	61,405.93	5,013.20	61,405.93	0.00	0.00	0.00
572-9122	TITLE I DISADVANTAGED CHILDREN	0.00	0.00	0.00	0.00	0.00	0.00	0.00	0.00
584-9022	TITLE IV, PART A STUDENT SUPPORT AND ACADEM ENRICH	0.00	0.00	0.00	0.00	0.00	0.00	0.00	0.00

## LUCAS LOCAL SCHOOL DISTRICT

### Cash Summary Report

FUND/SCC	Description	Initial Cash	MTD Received	FYTD Received	MTD Expended	FYTD Expended	Fund Balance	Encumbrance	Unencumbered Balance
584-9023	TITLE IV, PART A STUDENT SUPPORT AND ACADEM ENRICH	\$ 0.00	\$ 10,000.00	\$ 10,000.00	\$ 0.00	\$ 10,000.00	\$ 0.00	\$ 0.00	\$ 0.00
587-9021	ECSE FY-2021	0.00	0.00	0.00	0.00	0.00	0.00	0.00	0.00
587-9022	ECSE FY-2021	0.00	0.00	0.00	0.00	0.00	0.00	0.00	0.00
587-9023	ECSE	0.00	0.00	2,383.15	0.00	2,383.15	0.00	0.00	0.00
590-9021	TITLE II-A FY-2021	0.00	0.00	0.00	0.00	0.00	0.00	0.00	0.00
590-9022	TITLE II-A FY-2021	0.00	0.00	0.00	0.00	0.00	0.00	0.00	0.00
590-9023	TITLE II-A	0.00	0.00	14,904.77	0.00	14,904.77	0.00	0.00	0.00
599-0000	MISCELLANEOUS FED. GRANT FUND	0.00	0.00	0.00	0.00	0.00	0.00	0.00	0.00
599-9021	TITLE IV-A Student Sprt & Acad Enrichment	0.00	0.00	0.00	0.00	0.00	0.00	0.00	0.00
599-9022	TITLE IV-A Student Sprt & Acad Enrichment	0.00	0.00	0.00	0.00	0.00	0.00	0.00	0.00
599-9023	TITLE IV-A Student Sprt & Acad Enrichment	0.00	0.00	0.00	0.00	0.00	0.00	0.00	0.00
599-9821	ARPA 2021 K-12 SCHOOL SAFETY GRANT	0.00	0.00	149,100.67	0.00	6,325.00	142,775.67	37,536.00	105,239.67
599-9822	MISCELLANEOUS FED. GRANT FUND	0.00	0.00	150,000.00	0.00	0.00	150,000.00	0.00	150,000.00
599-9917	REAP 7/1/2021-09/30/2022	0.00	0.00	0.00	0.00	0.00	0.00	0.00	0.00
599-9920	EPA Clean Diesel Rebate Program CFDA 66.039	0.00	0.00	0.00	0.00	0.00	0.00	0.00	0.00
599-9922	REAP 7/1/2020-09/30/2021	0.00	0.00	5,259.80	0.00	5,259.80	0.00	0.00	0.00
599-9923	REAP 7/1/2021-09/30/2022	0.00	0.00	0.00	0.00	0.00	0.00	0.00	0.00
<b>Grand Total</b>		<b>15,025,330.57</b>	<b>\$ 1,550,860.44</b>	<b>10,959,716.89</b>	<b>\$ 1,560,189.00</b>	<b>\$ 8,539,887.83</b>	<b>\$ 17,445,159.63</b>	<b>\$ 165,731.57</b>	<b>17,279,428.06</b>

## Lucas Local School District Investment Report

Maturity Date	Description	Interest Rate	Invested Amount
12/2/2024	ALLY BK MIDVALE UTAH	3.000%	\$ 200,000.00
12/15/2023	Bank Ozk 06417nb69	0.180%	\$ 200,000.00
1/3/2024	BEAL BANK USA LAS VEGAS	4.550%	\$ 200,000.00
6/23/2025	CAPITAL EDUCATORS FED CR	5.250%	\$ 200,000.00
11/24/2023	Capital One Natl Assn Va	0.500%	\$ 200,000.00
9/29/2025	Ephrata Natl Bk	3.650%	\$ 200,000.00
6/14/2024	FEDERAL HOME LOAN BANKS	4.875%	\$ 50,121.60
10/6/2027	HARDIN CNTY SAVGS BK	4.750%	\$ 200,000.00
9/8/2023	Industrial & Colm Bk China 45581ECQ2	0.250%	\$ 200,000.00
11/19/2023	JPMORGAN CHASE	2.000%	\$ 235,000.00
9/15/2025	Morgan Stanley Bk	3.550%	\$ 200,000.00
9/30/2026	Morgan Stanley Private Bk	4.050%	\$ 200,000.00
3/24/2025	Pinnacle Bk Nashville Tenn	5.300%	\$ 200,000.00
9/28/2026	Security Bk & Tr Co Paris	3.850%	\$ 200,000.00
1/28/2027	SOUTHERN BANK GEORGIA	4.300%	\$ 150,000.00
10/10/2023	Synchrony Bank CD 87165he63	0.400%	\$ 198,000.00
11/12/2024	UBS Bk USA Salt Lake City UT	3.000%	\$ 200,000.00
9/30/2025	United Fid Bk Fsb Evansville	5.050%	\$ 200,000.00
9/15/2023	Vertex Cmnty Bk NA Dallas 923450cp3	0.200%	\$ 200,000.00
<b>Total Investments at Maturity:</b>			<b>\$ 3,633,121.60</b>
8/24/2023	U.S. Treasury T-Bills		\$ 146,372.46
3/31/2024	U.S. Treas Nts	2.250%	\$ 194,342.00
	Money Market - Northern Instl Govt Select	4.690%	\$ 51,488.86
<b>GRAND TOTAL:</b>			<b>\$ 4,025,324.92</b>

Start Date: 06012023

End Date: 06302023

## LUCAS LOCAL SCHOOL DISTRICT

### Monthly Check Register

Check Number	Type	Date	Name	Vendor #	Status	Reconcile Date	Void Date	Amount
0	PAYROLL	6/9/2023	LUCAS LOCAL SCHOOL DISTRICT		RECONCILED	6/9/2023		\$ 149,378.93
0	PAYROLL	6/23/2023	LUCAS LOCAL SCHOOL DISTRICT		RECONCILED	6/23/2023		158,366.62
0	ACCOUNTS_PAYABLE	6/9/2023	CONNECT PARENT CORPORATION	131227	RECONCILED	6/9/2023		57.84
0	ACCOUNTS_PAYABLE	6/15/2023	DIRECT ENERGY BUSINESS	931258	RECONCILED	6/15/2023		808.04
0	ACCOUNTS_PAYABLE	6/14/2023	FIRELANDS ELECTRIC COOP	988500	RECONCILED	6/14/2023		381.99
0	ACCOUNTS_PAYABLE	6/22/2023	LOWE'S CREDIT SERVICES	165615	RECONCILED	6/26/2023		761.23
0	ACCOUNTS_PAYABLE	6/21/2023	OHIO.NET INTERNET PROVIDERS	931559	RECONCILED	6/21/2023		215.26
0	ACCOUNTS_PAYABLE	6/23/2023	PARK NATIONAL BANK	900300	RECONCILED	6/23/2023		4,257.69
0	ACCOUNTS_PAYABLE	6/23/2023	SCHOOL EMPLOYEES RETIREMENT	902003	RECONCILED	6/23/2023		16,336.08
0	ACCOUNTS_PAYABLE	6/27/2023	SPECTRUM COMMUNICATIONS	902009	RECONCILED	6/27/2023		270.30
0	ACCOUNTS_PAYABLE	6/23/2023	STATE TEACHERS RETIREMENT SYST	902002	RECONCILED	6/23/2023		30,222.12
0	ACCOUNTS_PAYABLE	6/20/2023	TREASURER OF STATE	269950	RECONCILED	6/23/2023		410.00
0	ACCOUNTS_PAYABLE	6/27/2023	US Bank One Card	131127	RECONCILED	6/28/2023		2,460.50
23313	ACCOUNTS_PAYABLE	6/13/2023	VILLAGE OF LUCAS	276380	RECONCILED	7/1/2023		7,799.20
23314	ACCOUNTS_PAYABLE	6/15/2023	EJ THERAPY INC	396559	RECONCILED	7/1/2023		8,099.62
23315	ACCOUNTS_PAYABLE	6/15/2023	AWARDSMITH	12330	RECONCILED	7/1/2023		352.50
23316	ACCOUNTS_PAYABLE	6/15/2023	GORDON FOOD SERVICE	105225	RECONCILED	7/1/2023		7,362.07
23317	ACCOUNTS_PAYABLE	6/15/2023	CINTAS CORPORATION #003	131183	RECONCILED	7/1/2023		53.03
23318	ACCOUNTS_PAYABLE	6/15/2023	TILTON, JACQUIE	131216	RECONCILED	7/1/2023		20.00
23319	ACCOUNTS_PAYABLE	6/15/2023	CHARM ENGINE LTD	131251	RECONCILED	7/1/2023		147.82
23320	ACCOUNTS_PAYABLE	6/15/2023	ABSOLUTE PEST CONTROL	131381	RECONCILED	7/1/2023		63.00
23321	ACCOUNTS_PAYABLE	6/15/2023	TEAMLEADER	131528	RECONCILED	7/1/2023		307.30
23322	ACCOUNTS_PAYABLE	6/15/2023	FAMILY LIFE COUNSELING &	131589	RECONCILED	7/1/2023		1,396.00
23323	ACCOUNTS_PAYABLE	6/15/2023	MAXIM HEALTHCARE SERVICES	131600	RECONCILED	7/1/2023		3,000.00
23324	ACCOUNTS_PAYABLE	6/15/2023	AGRICULTURAL DESIGN INC.	131694	RECONCILED	7/1/2023		12,800.00
23325	ACCOUNTS_PAYABLE	6/15/2023	JONES SCHOOL SUPPLY CO, INC	141375	RECONCILED	7/1/2023		312.38
23326	ACCOUNTS_PAYABLE	6/15/2023	PATRICIA LEWIS	163752	RECONCILED	7/1/2023		101.08
23327	ACCOUNTS_PAYABLE	6/15/2023	PETERS, KALIAL & MARKAKIS	183088	RECONCILED	7/1/2023		5,907.00
23328	ACCOUNTS_PAYABLE	6/15/2023	MID OHIO TROPHY & AWARDS	189750	RECONCILED	7/1/2023		1,866.50
23329	ACCOUNTS_PAYABLE	6/15/2023	MIKE'S MUSIC CORNER	191500	RECONCILED	7/1/2023		217.10
23330	ACCOUNTS_PAYABLE	6/15/2023	MNCO	203925	RECONCILED	7/1/2023		35.10
23331	ACCOUNTS_PAYABLE	6/15/2023	PANCHO TACOS LTD	209150	OUTSTANDING			1,620.00
23332	ACCOUNTS_PAYABLE	6/15/2023	US BANK EQUIPMENT FINANCE	211135	RECONCILED	7/1/2023		1,785.88
23333	ACCOUNTS_PAYABLE	6/15/2023	MID OHIO EDUCATIONAL SERV CTR	227880	RECONCILED	7/1/2023		13,360.00
23334	ACCOUNTS_PAYABLE	6/15/2023	ROUTE 39 DESIGNS	232265	RECONCILED	7/1/2023		2,124.00
23335	ACCOUNTS_PAYABLE	6/15/2023	SMITHFOODS INC	252305	RECONCILED	7/1/2023		1,087.33
23336	ACCOUNTS_PAYABLE	6/15/2023	THE INFLATABLE ZOO, INC	255812	RECONCILED	7/1/2023		400.00
23337	ACCOUNTS_PAYABLE	6/15/2023	CASE, KARI	304700	RECONCILED	7/1/2023		166.40
23338	ACCOUNTS_PAYABLE	6/15/2023	FOSS, DEB	320460	RECONCILED	7/1/2023		206.58



Start Date: 06012023

End Date: 06302023

## LUCAS LOCAL SCHOOL DISTRICT

### Monthly Check Register

Check Number	Type	Date	Name	Vendor #	Status	Reconcile Date	Void Date	Amount
23339	ACCOUNTS_PAYABLE	6/15/2023	MANSFIELD CITY SCHOOLS	396166	RECONCILED	7/1/2023		\$ 102.19
23340	ACCOUNTS_PAYABLE	6/15/2023	FRALEY, KAITLYN	396827	RECONCILED	7/1/2023		41.20
23341	ACCOUNTS_PAYABLE	6/15/2023	W WILLIAM SCHMIDT & ASSOCIATES INC	396851	RECONCILED	7/1/2023		11,894.56
23342	ACCOUNTS_PAYABLE	6/15/2023	RIGHTWAY FOOD SERVICE	397070	RECONCILED	7/1/2023		71.94
23343	ACCOUNTS_PAYABLE	6/15/2023	FORGET ME NOT FLOWER SHOP	397388	RECONCILED	7/1/2023		408.00
23344	ACCOUNTS_PAYABLE	6/15/2023	G & L SUPPLY CO	96450	RECONCILED	7/1/2023		309.74
23345	ACCOUNTS_PAYABLE	6/15/2023	TOWN MONEY SAVER INC	131616	RECONCILED	7/1/2023		1,096.00
23346	REFUND	6/22/2023	PIONEER CAREER &	212145	RECONCILED	7/1/2023		198.00
23347	ACCOUNTS_PAYABLE	6/22/2023	ESC OF CENTRAL OHIO	397294	RECONCILED	7/1/2023		13,782.35
23348	ACCOUNTS_PAYABLE	6/22/2023	GALION COMMUNITY HOSPITAL	131443	OUTSTANDING			65.00
23349	ACCOUNTS_PAYABLE	6/22/2023	GEYER INSTRUCTIONAL PRODUCTS	101850	RECONCILED	7/1/2023		198.39
23350	ACCOUNTS_PAYABLE	6/22/2023	HERMAN, BRADLEY	131456	RECONCILED	7/1/2023		1,020.05
23351	ACCOUNTS_PAYABLE	6/22/2023	OHIO HEALTH CONSORTIUM INC.	131307	RECONCILED	7/1/2023		65.00
23352	ACCOUNTS_PAYABLE	6/22/2023	PICKERING, ERIC	211683	OUTSTANDING			649.57
23353	ACCOUNTS_PAYABLE	6/22/2023	VELOCITY ATHLETICS	131630	RECONCILED	7/1/2023		490.00
23354	ACCOUNTS_PAYABLE	6/23/2023	STARK COUNTY COG	397268	OUTSTANDING			66,506.57
23355	ACCOUNTS_PAYABLE	6/26/2023	COLUMBIA GAS	55990	OUTSTANDING			1,855.32
23356	ACCOUNTS_PAYABLE	6/26/2023	STALLARD, VICKI	131608	OUTSTANDING			374.66
23357	ACCOUNTS_PAYABLE	6/26/2023	R&T REPAIRS, INC.	396164	OUTSTANDING			166.33
23358	ACCOUNTS_PAYABLE	6/26/2023	ESC OF CENTRAL OHIO	397294	RECONCILED	7/1/2023		4,673.35
23359	ACCOUNTS_PAYABLE	6/30/2023	ABSOLUTE PEST CONTROL	131381	OUTSTANDING			63.00
23360	ACCOUNTS_PAYABLE	6/30/2023	COLONEL CRAWFORD H S	55300	OUTSTANDING			150.00
23361	ACCOUNTS_PAYABLE	6/30/2023	FAMILY LIFE COUNSELING &	131589	OUTSTANDING			609.04
23362	ACCOUNTS_PAYABLE	6/30/2023	GIONINO'S PIZZA	397180	OUTSTANDING			92.91
23363	ACCOUNTS_PAYABLE	6/30/2023	GRAINGER INC	105375	OUTSTANDING			10.99
23364	ACCOUNTS_PAYABLE	6/30/2023	MID OHIO TROPHY & AWARDS	189750	OUTSTANDING			430.00
23365	ACCOUNTS_PAYABLE	6/30/2023	TREASURER, STATE OF OHIO	397309	OUTSTANDING			136.50
23366	ACCOUNTS_PAYABLE	6/30/2023	RIDDELL ALL AMERICAN	3725	OUTSTANDING			2,466.80
23367	ACCOUNTS_PAYABLE	6/30/2023	SHARE CORPORATION	131593	OUTSTANDING			702.15
23368	ACCOUNTS_PAYABLE	6/30/2023	WYNFORD H S	295620	OUTSTANDING			180.00

**Grand Total** **\$ 543,326.10**

**LUCAS LOCAL SCHOOL DISTRICT**  
**Monthly Summary of Revenues by Fund**

Fund	Description	FYTD Receivable	FYTD Actual Receipts	MTD Actual Receipts	FYTD Balance Receivable	FYTD Percent Receivable
001	GENERAL	\$ 8,276,930.26	\$ 8,805,489.87	\$ 446,453.67	\$ (528,559.61)	106.39 %
003	PERMANENT IMPROVEMENT	0.00	0.00	0.00	0.00	0.00
006	FOOD SERVICE	190,230.00	221,164.92	14,439.89	(30,934.92)	116.26
007	SPECIAL TRUST	112.00	894.66	96.43	(782.66)	798.80
008	ENDOWMENT	12,135.00	4,781.67	188.58	7,353.33	39.40
018	PUBLIC SCHOOL SUPPORT	3,435.00	7,620.11	0.00	(4,185.11)	221.84
019	OTHER GRANT	50,250.00	15,923.97	0.00	34,326.03	31.69
020	SPECIAL ENTERPRISE FUND	0.00	0.00	0.00	0.00	0.00
070	CAPITAL PROJECTS	750,000.00	1,064,732.00	1,000,000.00	(314,732.00)	141.96
200	STUDENT MANAGED ACTIVITY	11,700.00	17,213.01	0.00	(5,513.01)	147.12
300	DISTRICT MANAGED ACTIVITY	96,491.02	138,075.90	1,219.95	(41,584.88)	143.10
451	DATA COMMUNICATION FUND	5,400.00	5,400.00	0.00	0.00	100.00
467	Student Wellness and Success Fund	0.00	0.00	0.00	0.00	0.00
499	MISCELLANEOUS STATE GRANT FUND	0.00	0.00	0.00	0.00	0.00
507	ELEMENTARY AND SECONDARY SCHOOL EMERGENCY RELIEF FUND	171,410.60	166,441.48	63,343.98	4,969.12	97.10
508	GOVERNOR'S EMERGENCY EDUCATION RELIEF FUND	0.00	0.00	0.00	0.00	0.00
510	CORONA VIRUS RELIEF FUND	0.00	0.00	0.00	0.00	0.00
516	IDEA PART B GRANTS	107,102.55	108,663.48	5,538.57	(1,560.93)	101.46
572	TITLE I DISADVANTAGED CHILDREN	87,246.87	71,667.43	9,579.37	15,579.44	82.14
584	TITLE IV, PART A STUDENT SUPP AND ACADEMIC ENRICH	10,000.00	10,000.00	10,000.00	0.00	100.00
587	IDEA PRESCHOOL-HANDICAPPED	2,400.52	2,383.15	0.00	17.37	99.28
590	IMPROVING TEACHER QUALITY	14,904.77	14,904.77	0.00	0.00	100.00
599	MISCELLANEOUS FED. GRANT FUND	40,824.50	304,360.47	0.00	(263,535.97)	745.53
<b>Grand Total</b>		<b>\$ 9,830,573.09</b>	<b>\$ 10,959,716.89</b>	<b>\$ 1,550,860.44</b>	<b>\$ (1,129,143.80)</b>	

## LUCAS LOCAL SCHOOL DISTRICT

### Spending Plan Summary

ODE Line Number	Monthly Estimate	Monthly Actual	Monthly Difference	FYTD Estimate	FYTD Actual	FYTD Difference
01.010 General Property (Real Estate)	\$ 0.00	\$ 0.00	\$ 0.00	\$ 1,853,408.00	\$ 1,838,531.46	\$ (14,876.54)
01.020 Tangible Personal Property Tax	0.00	0.00	0.00	2,439,755.00	2,803,500.66	363,745.66
01.030 Income Tax	0.00	0.00	0.00	0.00	0.00	0.00
01.035 Unrestricted Grants-in-Aid	229,320.00	219,768.92	(9,551.08)	2,751,840.00	2,816,221.14	64,381.14
01.040 Restricted Grants-in-Aid	17,939.00	17,486.22	(452.78)	215,268.00	211,153.67	(4,114.33)
01.045 Restricted Federal Grants-in-Aid - SFSF	0.00	0.00	0.00	0.00	0.00	0.00
01.050 Property Tax Allocation	0.00	146,031.27	146,031.27	311,173.00	306,889.53	(4,283.47)
01.060 All Other Operating Revenue	29,500.00	63,162.40	33,662.40	350,856.00	815,345.72	464,489.72
01.070 Total Revenue	276,759.00	446,448.81	169,689.81	7,922,300.00	8,791,642.18	869,342.18
02.010 Proceeds from Sale of Notes	0.00	0.00	0.00	0.00	0.00	0.00
02.020 State Emergency Loans & Advancements (Approved)	0.00	0.00	0.00	0.00	0.00	0.00
02.040 Operating Transfers-In	0.00	0.00	0.00	0.00	0.00	0.00
02.050 Advances-In	0.00	0.00	0.00	0.00	0.00	0.00
02.060 All Other Financial Sources	0.00	4.86	4.86	7,000.00	13,847.69	6,847.69
02.070 Total Other Financing Sources	0.00	4.86	4.86	7,000.00	13,847.69	6,847.69
<b>02.080 Total Revenues and Other Financing Sources</b>	<b>276,759.00</b>	<b>446,453.67</b>	<b>169,694.67</b>	<b>7,929,300.00</b>	<b>8,805,489.87</b>	<b>876,189.87</b>
03.010 Personal Services	295,000.00	291,005.23	(3,994.77)	3,659,466.00	3,606,691.37	(52,774.63)
03.020 Employees' Retirement/Insurance Benefits	112,500.00	109,526.15	(2,973.85)	1,348,755.00	1,284,373.73	(64,381.27)
03.030 Purchased Services	120,000.00	48,794.03	(71,205.97)	1,246,063.00	764,501.59	(481,561.41)
03.040 Supplies and Materials	30,500.00	3,013.60	(27,486.40)	369,696.59	282,159.24	(87,537.35)
03.050 Capital Outlay	24,900.00	24,520.66	(379.34)	279,896.00	166,911.05	(112,984.95)
03.060 Intergovernmental	0.00	0.00	0.00	0.00	0.00	0.00
04.010 Debt Service: All Principal (Historical)	0.00	0.00	0.00	0.00	0.00	0.00
04.020 Debt Service: Principal-Notes	0.00	0.00	0.00	0.00	0.00	0.00
04.030 Debt Service: Principal - State Loans	0.00	0.00	0.00	0.00	0.00	0.00
04.040 Debt Service: Principal - State Advancements	0.00	0.00	0.00	0.00	0.00	0.00
04.050 Debt Service: Principal - HB 264 Loans	0.00	0.00	0.00	37,000.00	37,000.00	0.00
04.055 Debt Service: Principal - Other	0.00	0.00	0.00	0.00	0.00	0.00
04.060 Debt Service: Interest and Fiscal Charges	0.00	0.00	0.00	6,410.25	6,410.25	0.00
04.300 Other Objects	3,300.00	3,369.52	69.52	128,875.00	146,182.55	17,307.55
04.500 Total Expenditures	586,200.00	480,229.19	(105,970.81)	7,076,161.84	6,294,229.78	(781,932.06)
05.010 Operational Transfers - Out	0.00	1,000,000.00	1,000,000.00	1,075,000.00	1,064,732.00	(10,268.00)
05.020 Advances - Out	0.00	0.00	0.00	0.00	0.00	0.00
05.030 All Other Financing Uses	0.00	0.00	0.00	0.00	0.00	0.00
05.040 Total Other Financing Uses	0.00	1,000,000.00	1,000,000.00	1,075,000.00	1,064,732.00	(10,268.00)
<b>05.050 Total Expenditure and Other Financing Uses</b>	<b>586,200.00</b>	<b>1,480,229.19</b>	<b>894,029.19</b>	<b>8,151,161.84</b>	<b>7,358,961.78</b>	<b>(792,200.06)</b>
<b>06.010 Excess Rev &amp; Oth Financing Sources over(under) Exp &amp; Oth F</b>	<b>(309,441.00)</b>	<b>(1,033,775.52)</b>	<b>(724,334.52)</b>	<b>(221,861.84)</b>	<b>1,446,528.09</b>	<b>1,668,389.93</b>
07.010 Cash Balance-July1 -Excluding Proposed Renew/Replace & New	0.00	13,967,337.76	13,967,337.76	0.00	11,487,034.15	11,487,034.15
07.020 Cash Balance June 30	(309,441.00)	12,933,562.24	13,243,003.24	(221,861.84)	12,933,562.24	13,155,424.08
08.010 Estimated Encumbrances June 30	0.00	123,205.29	123,205.29	0.00	123,205.29	123,205.29